



MODEL 41382LC2
RELATIVE HUMIDITY / TEMPERATURE PROBE
 with **CURRENT OUTPUTS**

INSTRUCTION SHEET 41382LC2-90
 REV A092910



SPECIFICATIONS

RELATIVE HUMIDITY:
 Measuring range: 0-100% RH
 Accuracy at 23°C: ±1%
 Stability: Better than ±1%RH per year
 Response Time: 10 seconds (Without Filter)
 Sensor type: Rotronic Hygromer

TEMPERATURE:
 Measuring Range: -50 to +50°C
 Accuracy at 23°C: ±0.3°C
 Response Time: 10 seconds (Without Filter)
 Sensor type: Platinum RTD

Output signal: 4-20 mA
 Power Required: 5-30 VDC, 46 mA max
 Recommended Cable: 2 Pair shielded 22AWG, Young 18723
 Recommended Shields:
 Young Model 43502 Aspirated Radiation Shield
 Young Model 41003P Multi-Plate Radiation Shield

INTRODUCTION

The Model 41382LC2 Relative Humidity/Temperature Probe combines high accuracy humidity and temperature sensors in a single probe. The output signal is 4-20 mA. RH range is 0-100%. Temperature range is -50 to +50°C.

INSTALLATION

Install the probe in a naturally ventilated or fan aspirated radiation shield. Mount probe and shield in a location with good air circulation clear of large thermal masses (buildings, pavement, solar panels, etc.), exhaust vents, electrical machinery and motors, water fountains and sprinklers. Typical wiring diagrams appear on next page.

MAINTENANCE

The probe provides years of service with minimal maintenance. Humidity calibration, which may drift slightly with time, can be checked or restored at the factory.

Periodically clean the humidity sensor filter when used in areas of high dust or contamination (smokestacks, seawater, etc.) Soak in clean water or use a mild soap solution. **DO NOT USE SOLVENTS.**

CE COMPLIANCE

This product complies with the European CE directive on EMC compatibility. Shielded cable must be used.

WARRANTY

This product is warranted to be free of defects in materials and construction for a period of 12 months from date of initial purchase. Liability is limited to repair or replacement of defective item. A copy of the warranty policy may be obtained from R. M. Young Company.

Declaration of Conformity

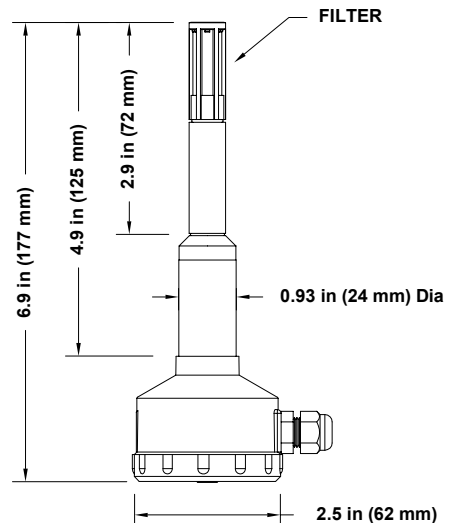
R. M. Young Company
 2801 Aero Park Drive
 Traverse City, MI 49686 USA

Model 41382LC2 RH/Temp Probe
 The undersigned hereby declares on behalf of R. M. Young Company that the above-referenced product, to which this declaration relates, is in conformity with the provisions of:

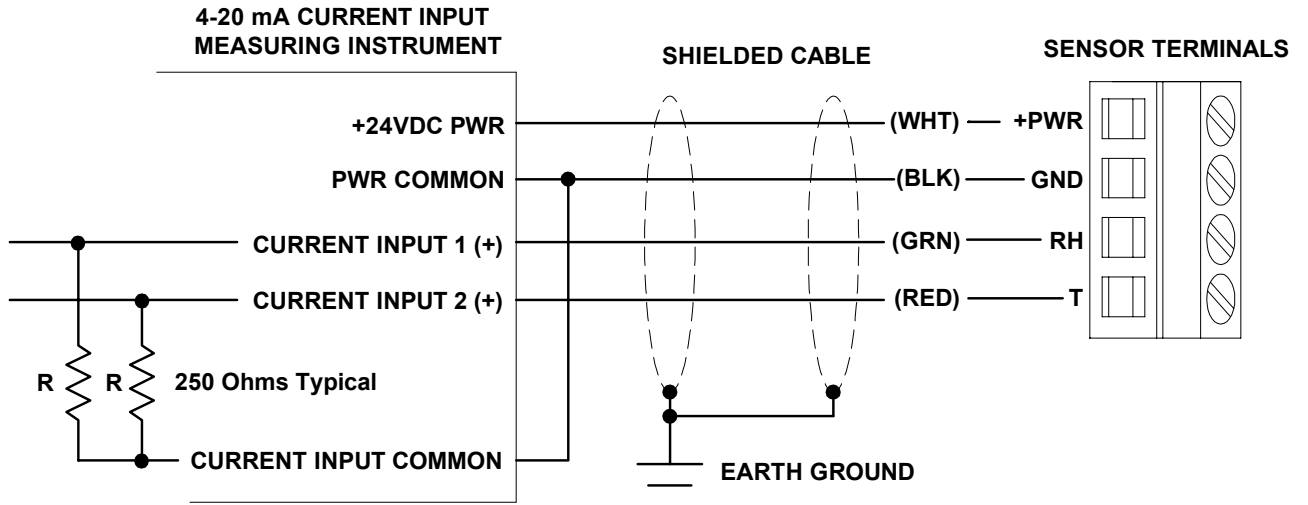
Council Directive 2004/108/EC (December 15, 2004)
 on Electromagnetic Compatibility

David Poinsett

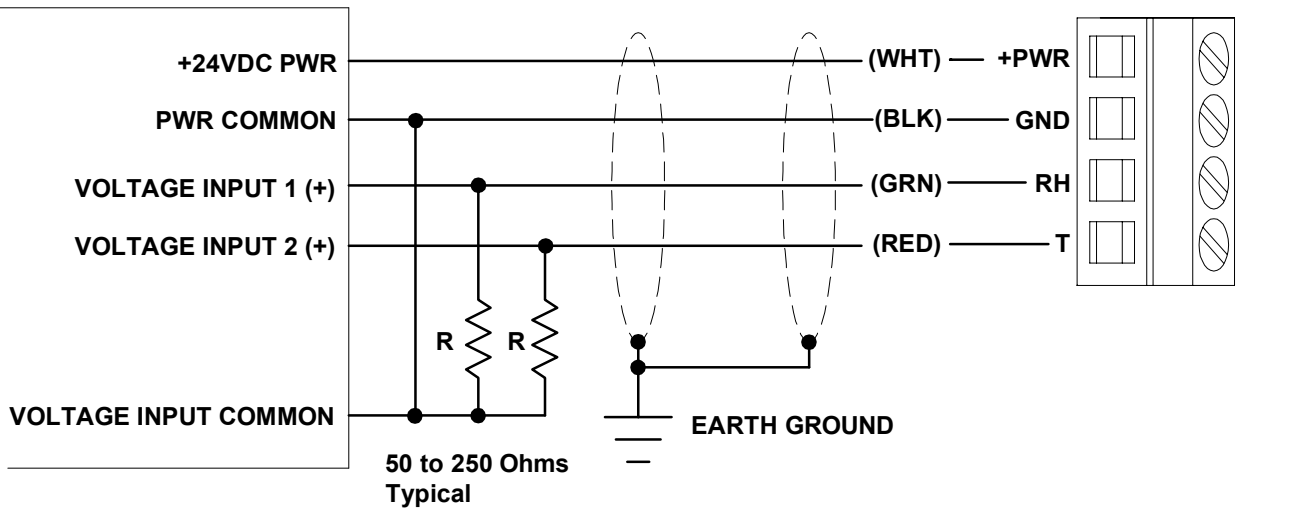
David Poinsett
 R&D Manager



TYPICAL WIRING



VOLTAGE INPUT MEASURING INSTRUMENT



30VDC at 46 mA Max Supply
Total Current Consumption = T mA + RH mA + 6 mA

Min Supply V = 4 + 0.02R
Max Load R = (Vsupply - 4) / 0.02